

# Sealen

1. Regenjas en kapstok



2. Poetsen met supertandpasta



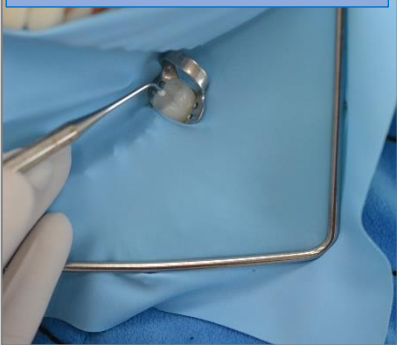
3. Smurfenshampoo op de kies



4. Spoelen met water en de stofzuiger



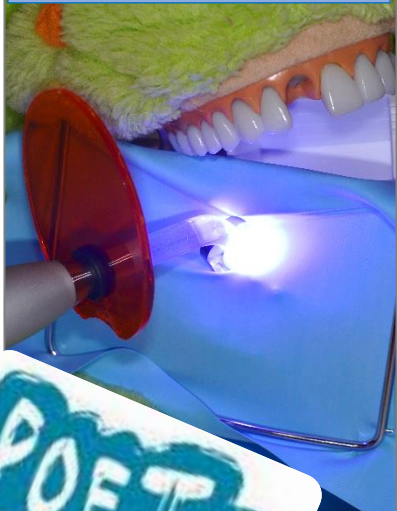
5. Kiezenlak erop doen



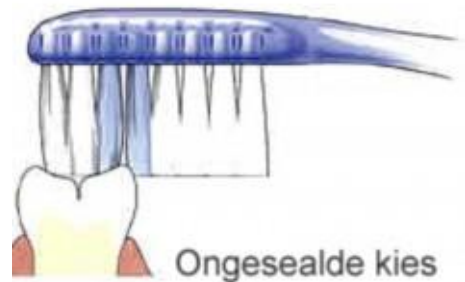
6. Kiezenlak zit erop



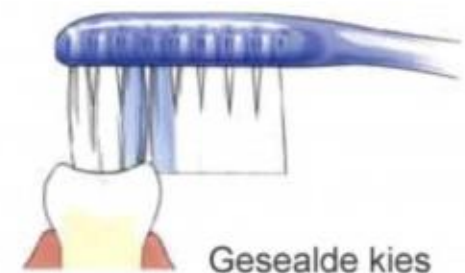
7. Toverlamp



8. En dan zijn we klaar!



Ongesealde kies



Gesealde kies

**POETZ**  
Jeugdmondzorg

Jeugdmondzorg